



































Foreign Exchange Rates

FOREIGN EXCHANGE RATES **GRAPH**

Update as of

03 Feb 2020 4: 14:45 

Currency	Description	Bank Notes Buying Rates	Bank Notes Selling Rates	Sight Bill Buying Rates	TT Buying Rates	Bill - DD - TT Selling Rates
 USD1	USD: 1-2	29.94	31.26			
 USD5	USD: 5-20	30.29	31.26			
 USD50	USD: 50-100	30.69	31.26	30.86	30.96	31.26
 GBP	United Kingdom	40.09	41.12	40.43500	40.54000	41.51500
 EUR	Euro Zone	33.85	34.66	34.03500	34.11750	34.81000
 JPY	Japan (:100)	28.02	28.88	28.21750	28.28500	29.17500
 HKD	Hong Kong	3.91	4.05	3.96250	3.97750	4.03250
 MYR	Malaysia	6.93	7.67	7.43500	7.47500	7.67000
 SGD	Singapore	22.33	23.02	22.46000	22.52250	23.01250
 BND	Brunei	21.80	22.82	-	-	-
 CNY	China	4.18	4.46	4.35250	4.39250	4.48250
 IDR	Indonesia (:1000)	1.90	2.37	2.14835	2.17640	2.36500
 MMK	Myanmar (:100)	-	-	-	-	2.19000
 INR	India: 50-1000	-	-	-	-	0.45250
 KRW	Korea	0.0239	0.0262	-	-	-
 LAK	Laos (:1000)	3.21	3.57	-	-	-
 PHP	Philippines	0.49	0.62	-	-	0.62500
 TWD	Taiwan	0.91	1.05	-	-	-
 AUD	Australia	20.19	21.07	20.44750	20.51000	21.16500
 NZD	New Zealand	19.74	20.24	19.85750	19.92250	20.43000
 CHF	Switzerland	31.36	32.30	31.80000	31.90000	32.61500
 DKK	Denmark	4.38	4.69	4.55750	4.57000	4.66250
 NOK	Norway	3.22	3.44	3.34000	3.35000	3.41250
 SEK	Sweden	3.07	3.29	3.19500	3.20500	3.26250
 CAD	Canada	22.94	23.83	23.20750	23.26000	23.72750
 RUB	Russia	0.36	0.49	-	-	-
 VND	Vietnam (:1000)	1.10	1.35	-	-	-
 ZAR	South Africa	1.83	2.16	-	-	-
 AED	United Arab Emirate	7.42	8.52	-	-	-
 BHD	Bahrain	69.18	82.81	-	-	-
 OMR	Oman	68.72	80.68	-	-	-
 QAR	Qatar	-	-	-	-	-
 SAR	Saudi Arabia	6.88	8.33	-	-	-

[Unit : Baht per 1 unit of foreign currency]
Remark

The above rates are subject to change. Please contact our foreign currency service counter for applicable rates when making a transaction.

Buying or selling MYR or IDR, which is not in the form of foreign bank notes, is subject to local currency settlement rules stipulated by the Bank of Thailand and the Central Banks regulating those currencies.

Currency Calculator

Baht is the base currency for conversion. The exchange rate may vary from time to time. Please contact our foreign currency service counter for applicable rates when making a transaction.

Calculation based on Bank Note Rates in the Currencies

CONVERT FROM  THB

CONVERT TO  USD1

AMOUNT